

Online Transfer System

Sanctions -User Guide for Players

1. Steps for Player seeking to Sanction

A. Give Club Secretary (in US/New York/Canada) your details

→ Contact the Secretary of the Club you wish to sanction to and give him/her the following details:

- Your personal e-mail address.
- Name of the Club and County of which you are a member of in Ireland, or Britain (Members of Clubs in Britain can only sanction to the US if the club of which they are a member is their First Club).
- (For the those seeking a J1 Sanction (USGAA Only) - Advise if you have a J1 Visa OR if you have been named on a Senior Championship Match Day Panel List in 2018 and are eligible for a J1 Visa)

B. Club Secretary (in US/New York/Canada) will access the Player Transfer System

- The Club Secretary (in US/New York/Canada) will then log in to the Player Transfer System and send an online transfer application to you.

C. Player makes Online Application

- You will receive an e-mail entitled 'Inter-County Transfer Application'.
→ Please check the junk and spam folders in your e-mail account.

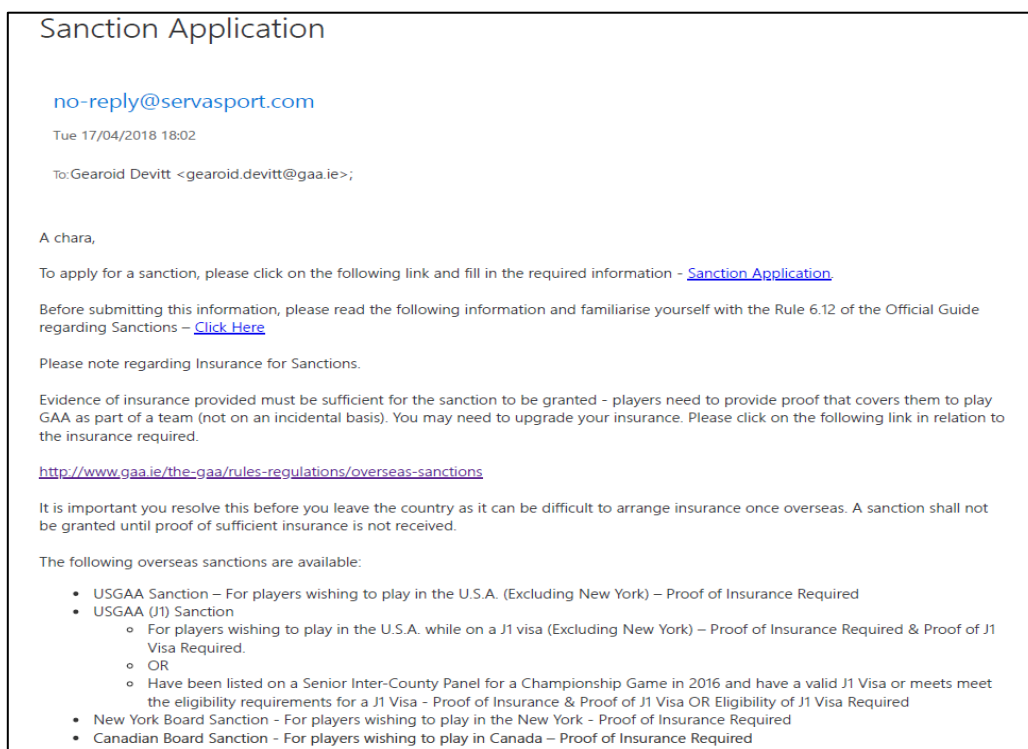
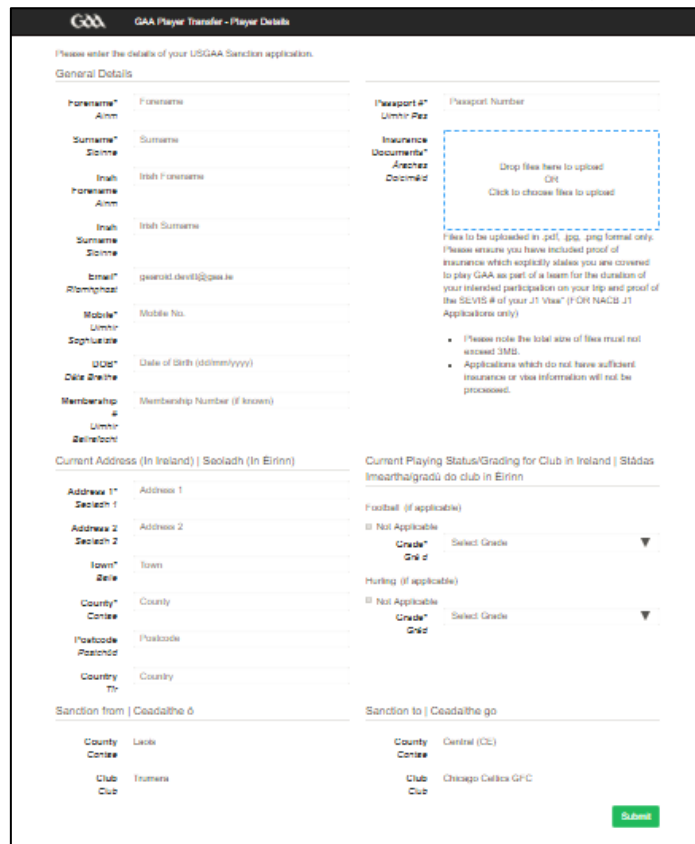


Figure 1 E-mail to player entitled 'Online Sanction Application'

Submission of Details

Follow the 'Click here' link to submit the details of your application



The screenshot shows the 'GAA Player Transfer - Player Details' form. It includes sections for 'General Details', 'Current Address (In Ireland) | Seoladh (In Éirinn)', and 'Current Playing Status/Grading for Club in Ireland | Stádas Imeartha/gradú do club in Éirinn'. A file upload area for 'Insurance Documents' is highlighted with a dashed blue box, containing instructions: 'Drop files here to upload', 'Click to choose files to upload', and 'Files to be uploaded in .pdf, .jpg, .png format only. Please ensure you have included proof of insurance which explicitly states you are covered to play GAA as part of a team for the duration of your intended participation on your trip and proof of the SEVIS # of your J1 Visa* (J-OR NACB J1 Applications only)'. A 'Submit' button is located at the bottom right of the form.

Figure 2 Player's Online Application Form

- ➔ Information required is filled in by the player.
- ➔ Players must upload insurance documents as part of application (And proof of J1 Visa if applying for a J1 Sanction OR proof of J1 Visa eligibility (confirmation of registration/employment) if a player who has been named on a Senior Inter-County Championship Panel in 2018).
 1. The only currently acceptable insurances are those provided by Chubb (available via <http://www.gaa.ie/the-gaa/rules-regulations/overseas-sanctions>) and USIT(MAPFRE - which must include confirmation of an upgrade from the standard cover of "Hazardous Activities Grade 1": to include "Hazardous Activities: Grade 5").
 2. **Please note Travel insurance must be purchased before the player leaves Ireland - Further details below.**



CHUBB

Policy Schedule

Travel Insurance

Your Policy No: [REDACTED]

Period of insurance

Cancellation cover begins: 20 March 2017	Holiday begins: 22 March 2017	Duration: up to 6 months Minimum of 3 months
--	---	--

Policyholder's details

Who applied for this cover: [REDACTED]	Home address: [REDACTED]	Type of policy: Single trip
Who is covered: You		Area of travel: Worldwide inc. USA, Canada and Caribbean (exc. Cuba)

Person(s) insured

Name: [REDACTED]	Gender: Male	Worldwide incl. USA is required
----------------------------	------------------------	--

Cover details

Your policy cover: Travel Insurance for a Worldwide trip inc. USA, Canada and Caribbean (exc. Cuba) .	Policy endorsement(s):
--	-------------------------------

Figure 3 Example of Insurance Confirmation from Chubb that is required.

Confirmation of Submission

Once you click submit, you will receive a summary of the next steps. No further action is required from you (If details are accurate).

D. Club reviews Application and submits to Central/Provincial Council

- The Club you wish to sanction to will be alerted to the fact that you've submitted your details.
- If inaccuracies are noted, the Club can seek an amendment from you.
- Once the Club is satisfied that your details are correct, the application will be sent to Central Council for processing.



E. Central/Provincial Council processes Application

- If all of the information appears to be in order, Central Council will forward the application to all parties for consideration
- The Club you are a member of in Ireland/Britain and both Counties will receive an e-mail from Central Council and can either 'Accept' or 'Object' the application within 10 days.

F. Notification of Decision

Both County and Club Secretaries will be notified when a decision has been made and you will also receive an e-mail

Details of sanctions are posted online on <http://www.gaa.ie/the-gaa/rules-regulations/overseas-sanctions> with lists viewable on each Sanction type (USGAA, USGAA J1, New York, Canada).

- Once a sanction has been granted you are not eligible to play with your club in Ireland for 30 days from the date the sanction has been granted in Croke Park.

2. Playing in Ireland & Playing for New Club

- The USGAA/Canada/New York may have additional requirements with regard to registration in advance of a player being eligible to play in a fixture. Players are advised to confirm they have been registered with the club secretary in USGAA/Canada/New York prior to participating in a fixture. Figure – Inter-County Transfer Process for Players.

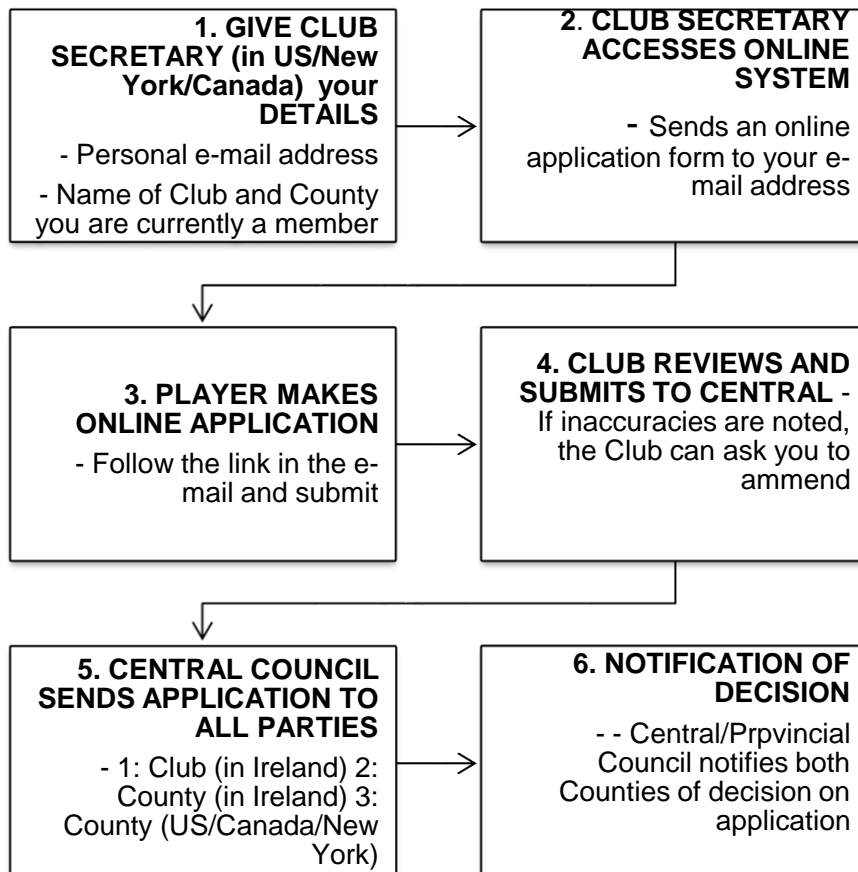


Figure 4 Online Sanction Process for Players

GAA
Páirc an Chrócaigh
Baile Átha Cliath 3
Guthán +353 1 865 8685
Faics +353 1 865 8600



3. More Information

For more information, please visit - <http://www.gaa.ie/the-gaa/rules-regulations/overseas-sanctions>